






# Thomas Russell Junior School

Tuesday 9 <sup>th</sup> June 2020 #BornReady!	
9 - 9.30am 	'PE with Joe' Start the day with some action! A 30 minute workout with Joe Wicks on YouTube.
9.30 - 11.00am 	<p><b><u>Activity 1:</u></b></p> <p>Review the ough spelling sound by watching the BBC video. <a href="https://www.bbc.co.uk/bitesize/topics/zt62mnb/articles/z9f2b82">https://www.bbc.co.uk/bitesize/topics/zt62mnb/articles/z9f2b82</a> After that, have a go at the 'ough' worksheet. Remember, *** is the toughest challenge.</p> <p><b><u>Activity 2:</u></b></p> <p>Read through Tuesday's lesson plan - page 1.</p> <p>First, read the captions on Up Goer Five: <a href="https://xkcd.com/1133/">https://xkcd.com/1133/</a> The author challenged himself to write an explanation using only the thousand most common words in English. How well does it work as an explanation? Which sentence do you think is cleverest? Which do you think sounds the strangest?</p> <p>After that, watch How the Apollo Spacecraft Works: Part 1 <a href="https://www.youtube.com/watch?v=8dpkmUjJ8xU">https://www.youtube.com/watch?v=8dpkmUjJ8xU</a> What three things stand out to you most? Explore this explanatory diagram. You have to zoom in a LOT! <a href="http://www.robotspacebrain.com/wp-content/uploads/2015/11/Saturn-V-cutaway.jpg">http://www.robotspacebrain.com/wp-content/uploads/2015/11/Saturn-V-cutaway.jpg</a> Use it to find out how the Command module worked - in the top right hand corner of the diagram.</p> <p>Finally, read Saturn V Stages and answer Questions 1 and 2 - pages 2-4. Explain what you have learnt to a grown-up. You can check your answers at the end of this pack.</p>
11.00 - 12.15m 	How can I pay for things? <ul style="list-style-type: none"><li>• Pupils understand there are many different payment methods</li><li>• Pupils understand what is the most appropriate way of paying in different situations</li></ul>

• Pupils understand and use appropriately some of the key language relating to debit and credit card use

• Pupils learn about other methods of payments

Before you watch the video, <https://youtu.be/QMYs08maniU> discuss the following questions with your child, encouraging them to give examples for each one:

• How could you pay for things when you are shopping? How do you know about this method of payment? Have you seen it used before?

• What would you use to pay for sweets in the local shop? Why?

• How do people pay in a supermarket? Why do you think they choose this method of payment?

• How do people pay if they buy something online? How do you know?

When you have watched it discuss the different ways to pay for things: what are the pros and cons of each? Use the 'Different ways to pay' PDF to help your discussion.

Challenge - can you draw a credit card? What information do you think is included on the front, and what is on the back?

Use the PPT to see how accurate you were!